

Labour Market Brief - South Australia

Australian Industrial Transformation Institute

Summary

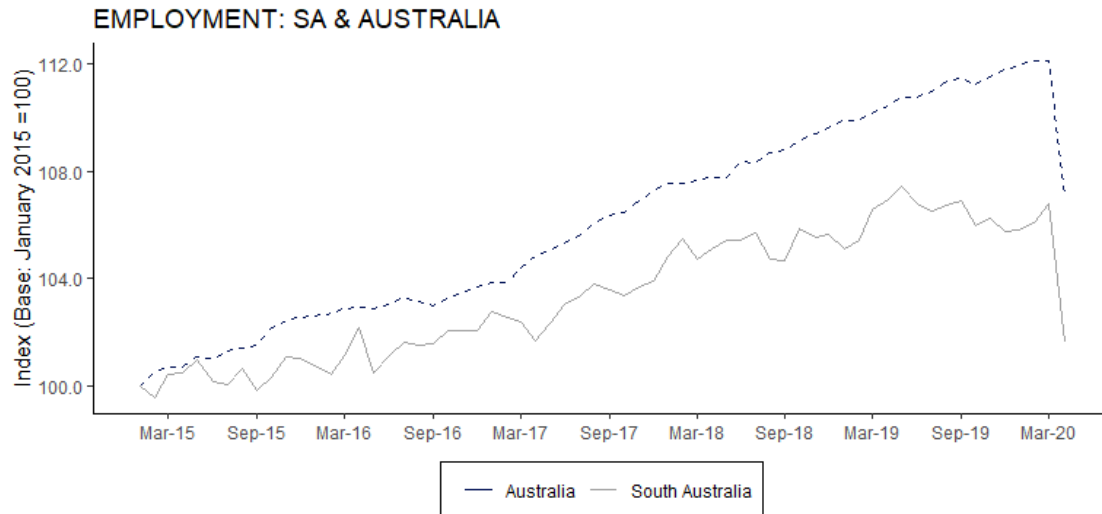
The ABS Labour Force Survey data for **South Australia** released in May for April showed that in Seasonally Adjusted terms:

- Total employment decreased by 40,812 (-5.0%) to 813,700 persons. Over the past year, employment in South Australia has decreased by 42,122 (-5.2%).
- Unemployment increased by 5,614 (8.9%) to 62,939 people, and the unemployment rate increased by 0.9% to 7.2%.
- Total underutilisation has increased by 47,742 (23.8%) to 201,000 people, and the underutilisation rate increased by 6.1% to 22.9%.
- Compared to last year, total underutilisation has increased by 8.0% from a level of 135,696.

Nationally, employment decreased by 594,280 (-4.8%) while the number of people unemployed increased by 104,455 (12.7%) and the unemployment rate increased by 1.0% to 6.2%.

Employment

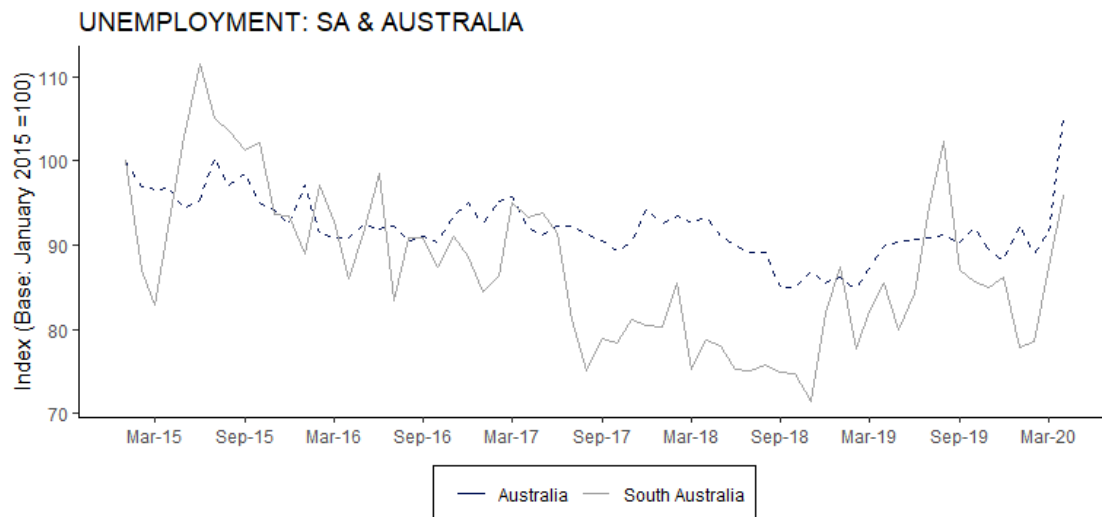
- In April, Seasonally Adjusted employment in South Australia decreased by 40,812 (-5.0%) to 813,700 persons.
- Compared with April last year, total employment in South Australia has decreased by 42,122 (-5.2%) to 813,700.
- Nationally, employment in April decreased by 594,280 (-4.8%) to 12.42 million people.



Source: ABS Labour Force Survey (6202.0, Table 12, Seasonally Adjusted)

Unemployment

- In April, the total number of unemployed people in South Australia increased by 5,614 (8.9%) to 62,939.
- Compared with April last year, unemployment in South Australia has increased by 6,862 (10.9%) to 62,939 people.
- Nationally, total unemployment in April increased by 104,455 (12.7%) to 823,280 people.



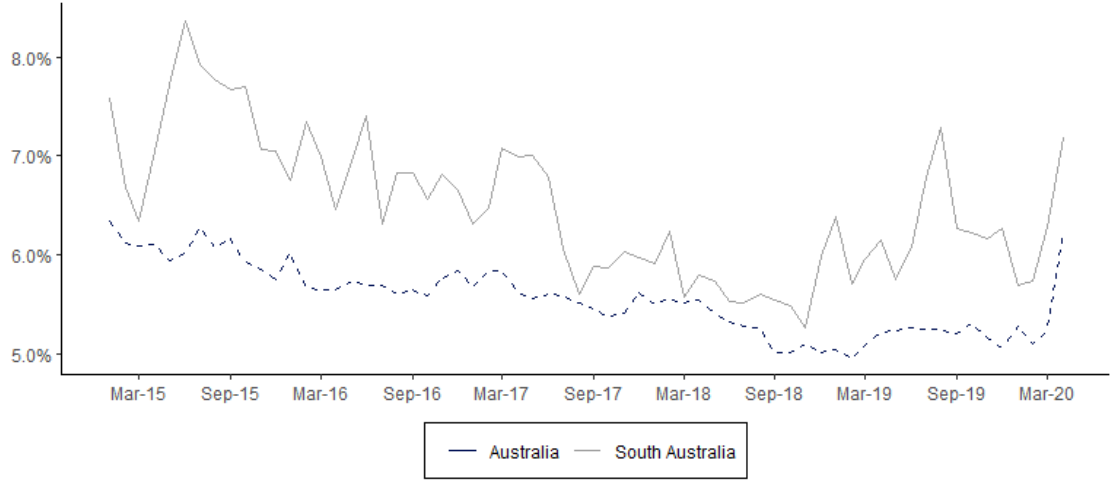
Source: ABS Labour Force Survey (6202.0, Table 12, Seasonally Adjusted)

Unemployment Rate

- In April, the Seasonally Adjusted unemployment rate in South Australia increased by 0.9% to 7.2% .
- Compared with April last year, the unemployment rate in South Australia has increased by 1.1% to 7.2%.

- Nationally, unemployment in Seasonally Adjusted terms for increased by 1.0% to 6.2%

UNEMPLOYMENT RATE: SA & AUSTRALIA

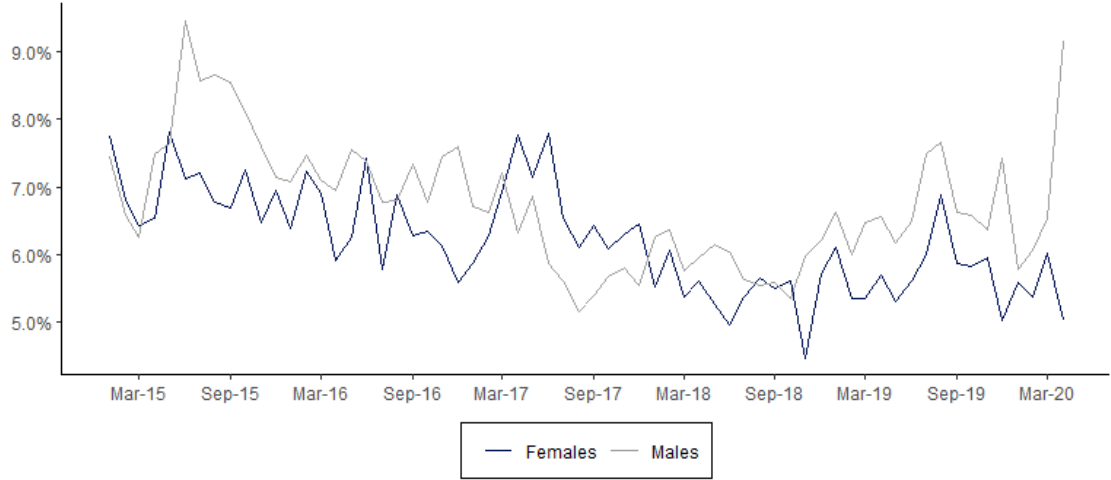


Source: ABS Labour Force Survey (6202.0, Table 12, Seasonally Adjusted)

Male and Female Unemployment Rates

- In April, the Seasonally Adjusted unemployment rate for males in South Australia increased by 2.0% to 8.8%.
- Compared with April last year male unemployment in South Australia has increased by 2.5%
- In the same period, the Seasonally Adjusted unemployment rate for females in South Australia decreased by 0.8% to 5.5%.
- Compared with April last year female unemployment in South Australia has decreased by 0.7%.

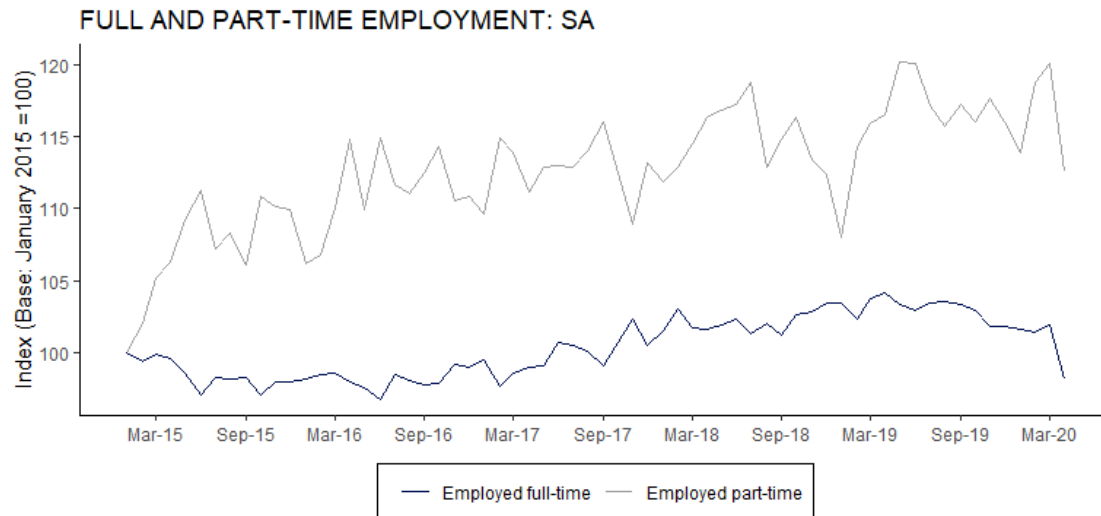
UNEMPLOYMENT RATES: MALE AND FEMALE: SA



Source: ABS Labour Force Survey (6202.0, Table 12, Seasonally Adjusted)

Full and Part Time Employment

- Full-time employment in South Australia decreased by 20,059 (-3.8%) to 525,094 in April, and has decreased by 31,913 (-6.1%) over the year.
- Part-time employment in South Australia, in original terms decreased by 19,548 (-6.7%) to 290,954 in April. Part-time employment has decreased by 10,359 (-3.6%) over the last year.

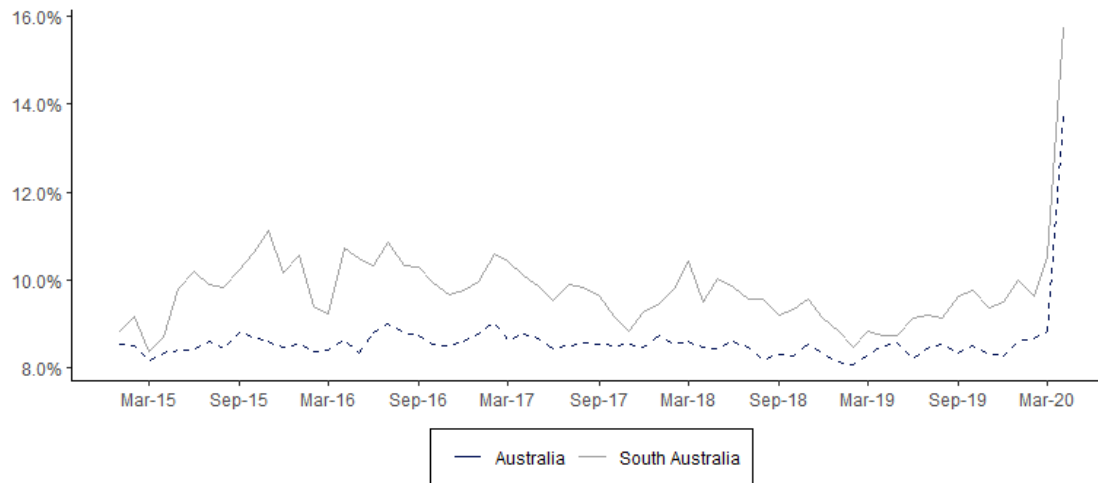


Source: ABS Labour Force Series (6202.0, Table 12, Derived)

Underemployment

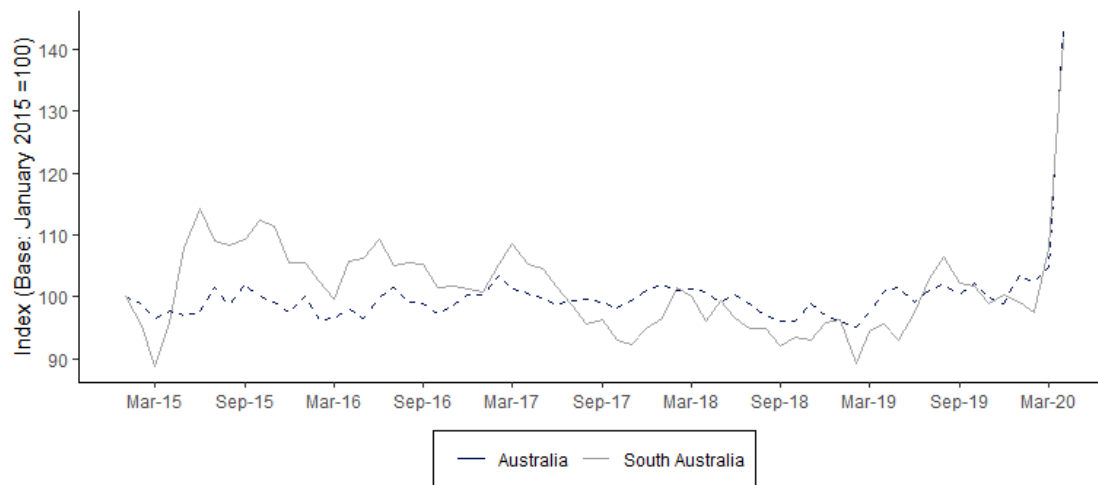
- The underemployment rate in South Australia in Seasonally Adjusted terms has increased by 5.2% to 15.7%. The total number of people underemployed has increased by 42,128 (30.5%) to 138,061.
- Over the past year, underemployment has increased by 58,443 (42.3%) to 138,061.

UNDEREMPLOYMENT RATE: SA & AUSTRALIA



Source: ABS Labour Force Survey (6202.0, Table 12, Seasonally Adjusted)

UNDEREMPLOYED TOTAL: SA & AUSTRALIA



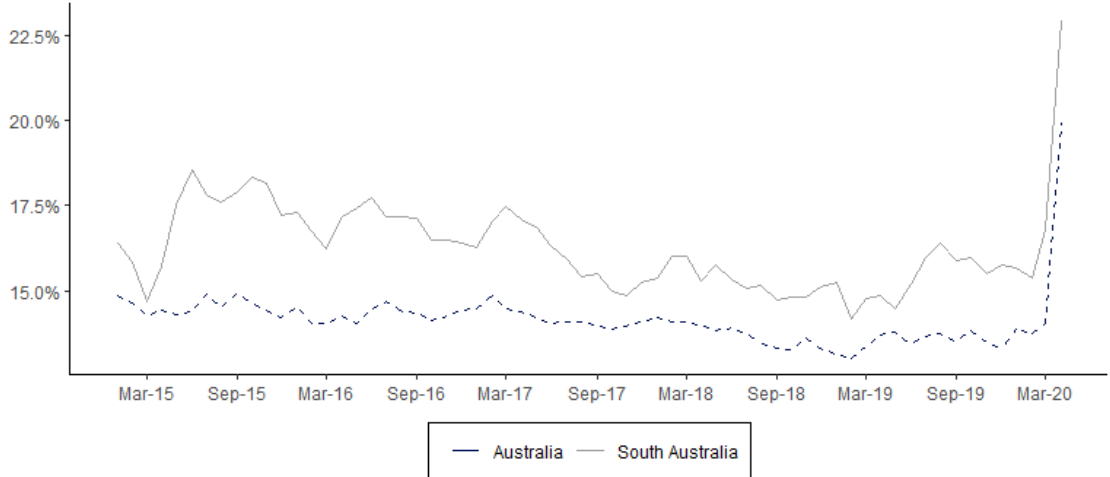
Source: ABS Labour Force Survey (6202.0, Table 12, Seasonally Adjusted)

Underutilisation

- The underutilisation rate in South Australia in Seasonally Adjusted terms has increased by 6.1% to 22.9%. Over the past month, the number of underutilised people in South Australia increased by 47,742 (23.8%) to 201,000.

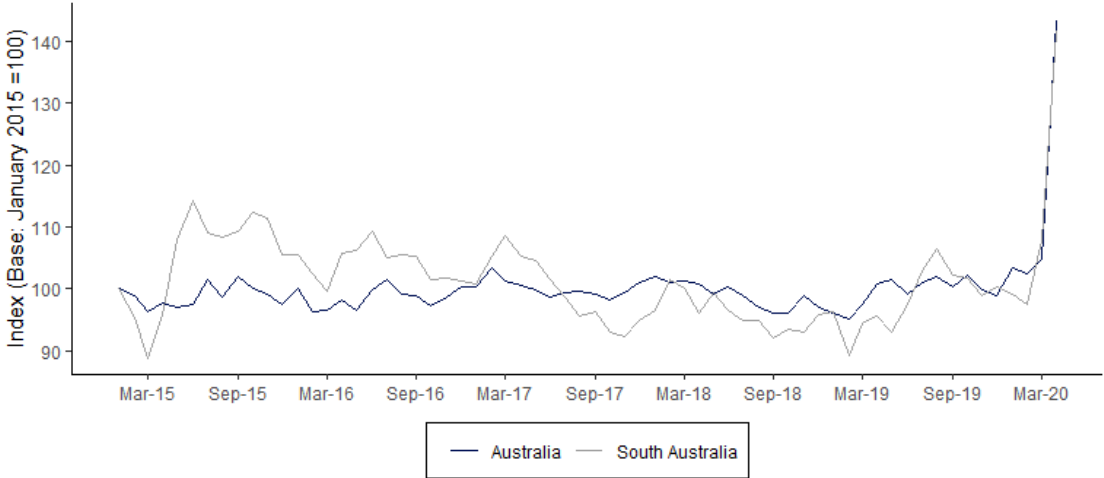
- Over the past year, underutilisation in South Australia has increased by 65,304 (32.5%) to 201,000.

UNDERUTILISATION RATE: SA & AUSTRALIA



Source: ABS Labour Force Survey (6202.0, Table 23, Seasonally Adjusted)

UNDERUTILISED TOTAL: SA & AUSTRALIA



Source: ABS Labour Force Survey (6202.0, Table 23, Seasonally Adjusted)